





## Types 1 and 2

**Type 1** - Sling made with a triangle fitting on one end and a slotted triangle choker fitting on the other end. It can be used in a vertical, basket or choker hitch.



	Type 1 (TC)	Type2** (TT)	Rated Capacities in Lbs.		
			Vertical	Choker	Basket
 1 Ply Available On Request	TC1-802	TT1-802	3,200	2,500	6,400
	TC1-803	TT1-803	4,800	3,800	9,600
	TC1-804	TT1-804	6,400	5,000	12,800
	TC1-805	TT1-805	8,000	6,400	16,000
	TC1-806	TT1-806	9,600	7,700	19,200
	TC1-808	TT1-808	12,800	10,200	25,600
	TC1-810	TT1-810	16,000	12,800	32,000
	TC1-812	TT1-812	19,200	15,400	38,400
	TC1-816	TT1-816	25,500	20,400	51,000
	TC1-818	TT1-818	28,700	23,000	57,400
	TC1-820	TT1-820	32,000	25,600	64,000
	TC1-824	TT1-824	38,400	30,700	76,800
 2 Ply Available On Request	TC2-802	TT2-802	6,400	5,000	12,800
	TC2-803	TT2-803	8,600	6,900	17,200
	TC2-804	TT2-804	11,500	9,200	23,000
	TC2-805	TT2-805	14,000	11,200	28,000
	TC2-806	TT2-806	16,800	13,400	33,600
	TC2-808	TT2-808	22,400	17,900	44,800
	TC2-810	TT2-810	28,000	22,400	56,000
	TC2-812	TT2-812	33,600	26,800	67,200
	TC2-816	TT2-816	44,800	35,800	89,600
	TC2-818	TT2-818	50,400	40,300	100,800
	TC2-820	TT2-820	56,000	44,800	112,000

**\*\*TYPE II** - Sling made with a triangle fitting on both ends. It can be used in a vertical or basket hitch only. This sling can not be used in a choker hitch.



**CAUTION DO NOT EXCEED RATED CAPACITIES**